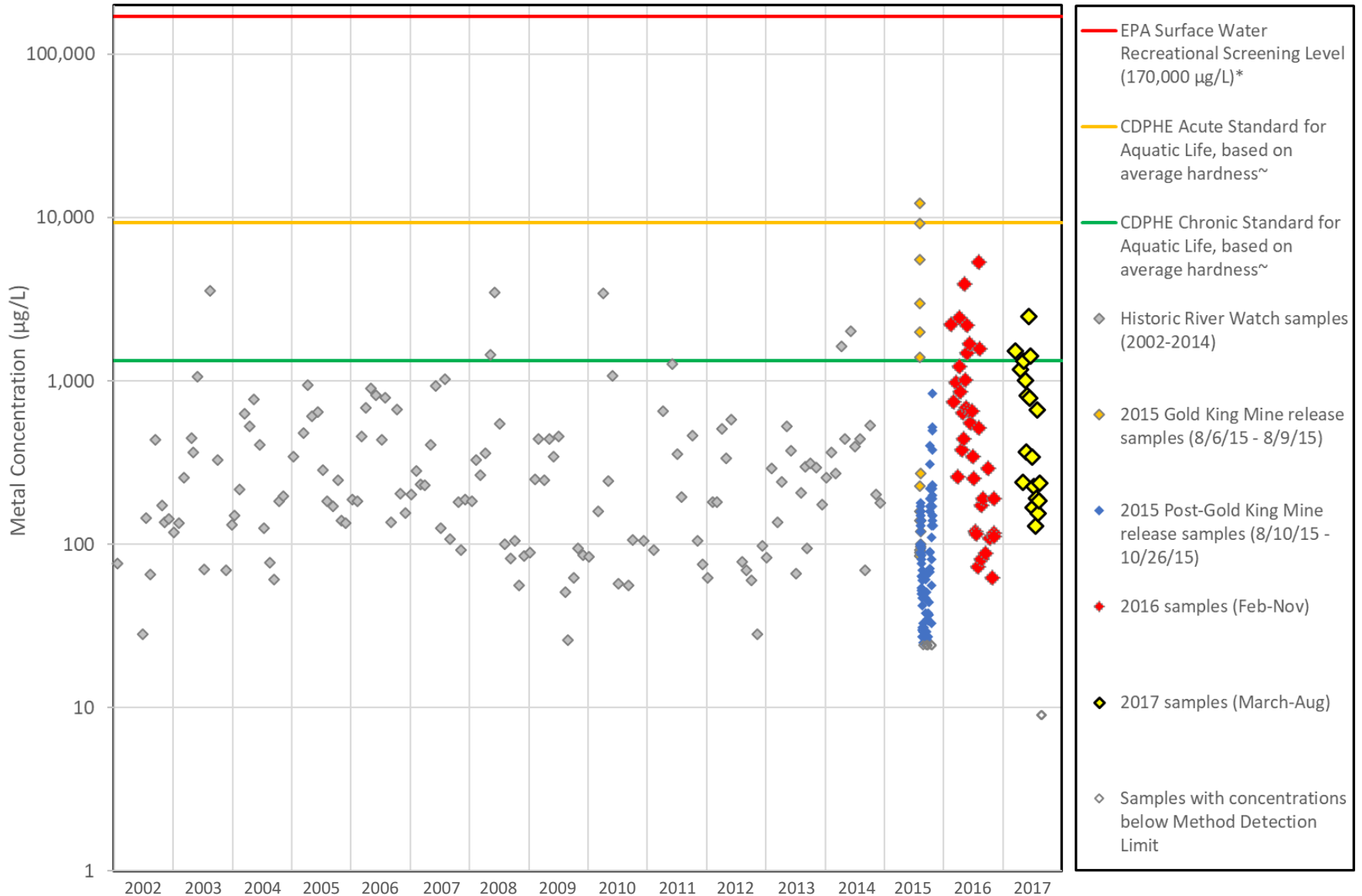


Total Aluminum, Animas River at Durango, CO: 2002-2017

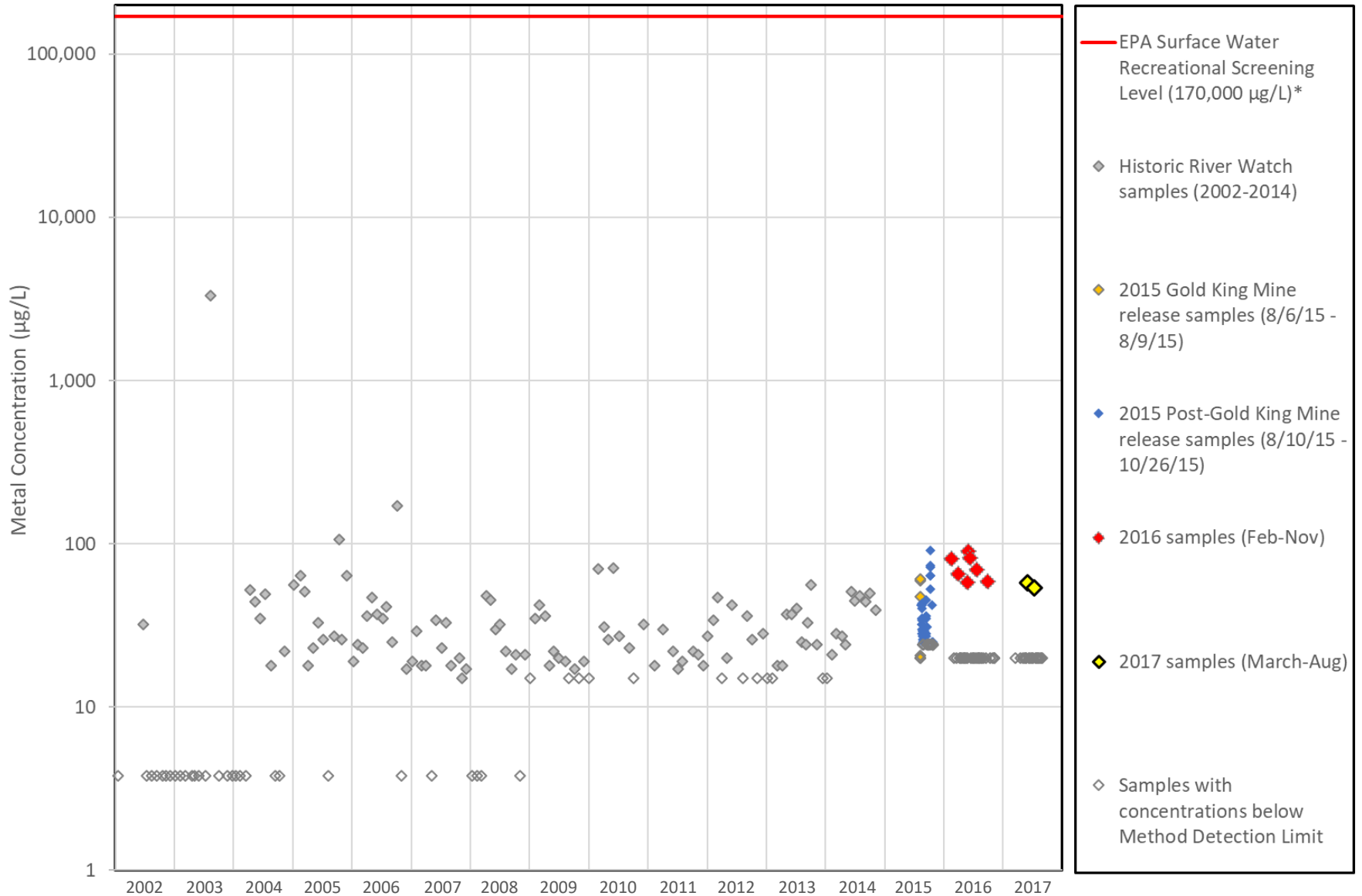


* The recreational screening level represents the level at which no adverse health effects are expected to occur in humans consuming 2L of water per day, from the Animas, orally, for 64 days each year for a total of 30 years.

~Colorado Department of Public Health and the Environment (CDPHE) standards based on Colorado surface water quality classifications and Reg. 31 and 34. Standards vary with water hardness and are plotted here using an average water hardness of the Animas River at this location, 208 mg/L.

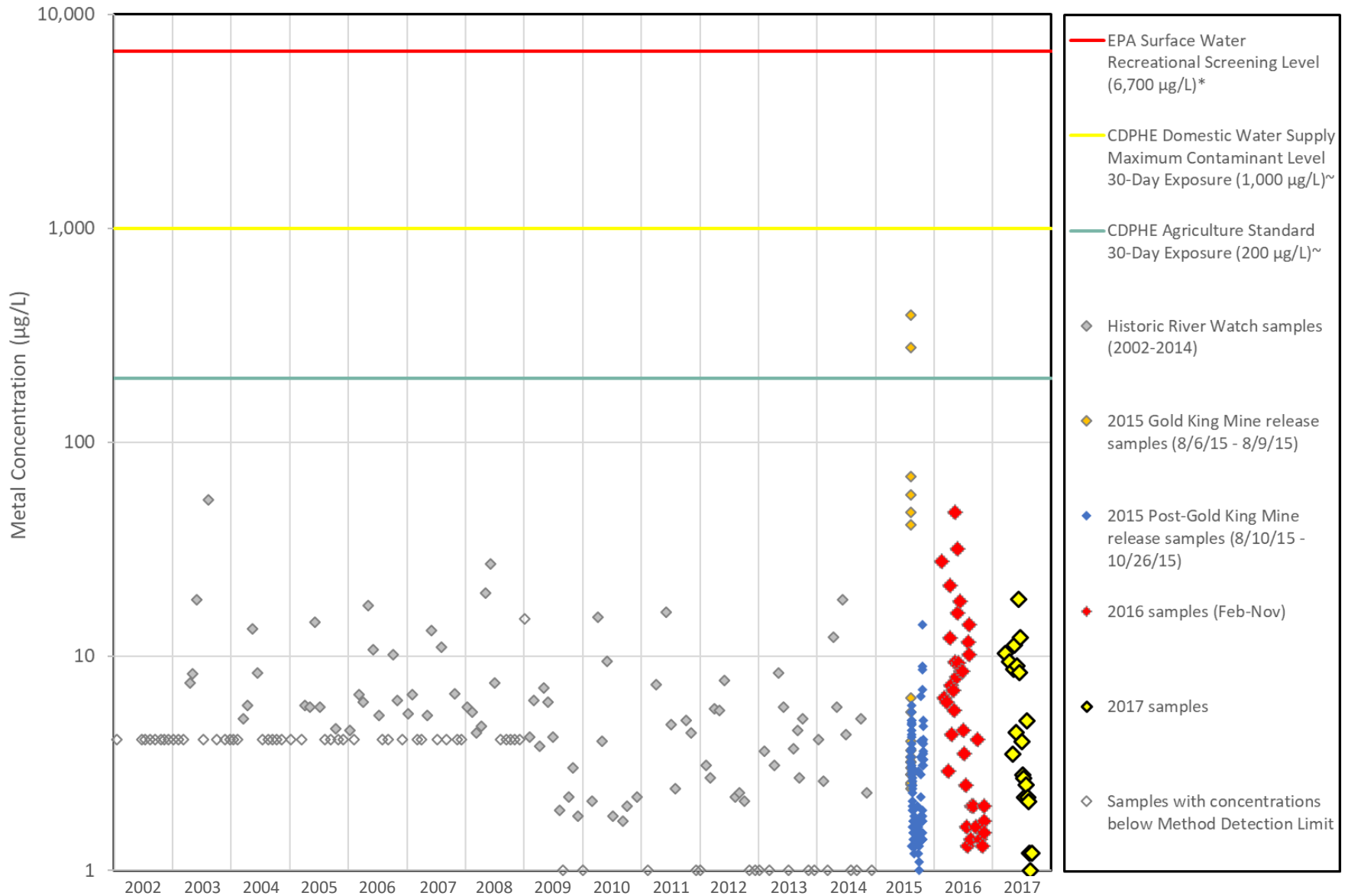
Note: 2002 - 2014 data is River Watch data from the Animas River at the fish hatchery in Durango, CO. 2015-17 data is Mountain Studies Institute data from the Animas River at Rotary Park in Durango, CO

Dissolved Aluminum, Animas River at Durango, CO: 2002-2017



* The recreational screening level represents the level at which no adverse health effects are expected to occur in humans consuming 2L of water per day, from the Animas, orally, for 64 days each year for a total of 30 years.
 Note: 2002 - 2014 data is River Watch data from the Animas River at the fish hatchery in Durango, CO. 2015-17 data is Mountain Studies Institute data from the Animas River at Rotary Park in Durango, CO

Total Copper, Animas River at Durango, CO: 2002-2017

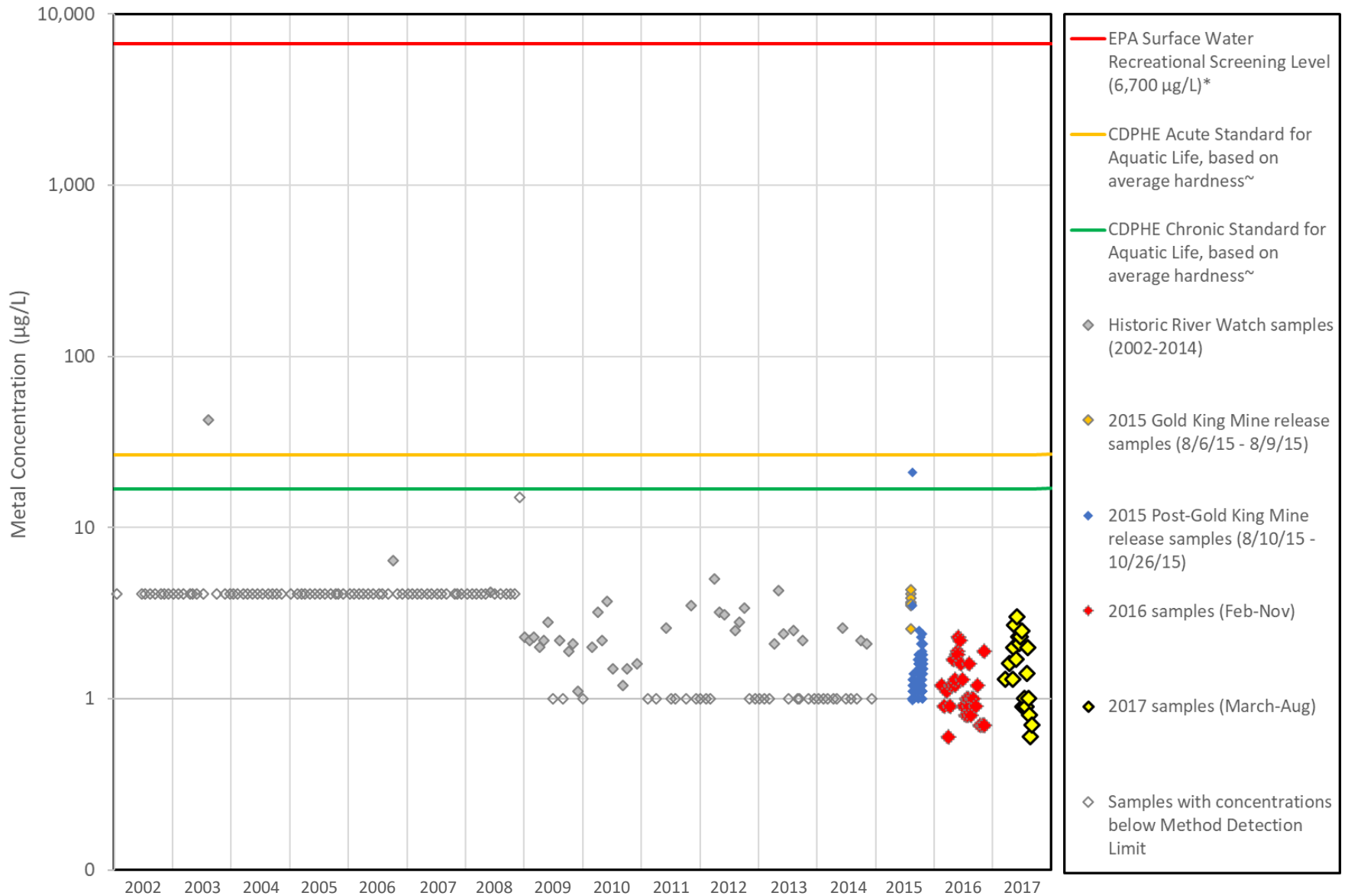


* The recreational screening level represents the level at which no adverse health effects are expected to occur in humans consuming 2L of water per day, from the Animas, orally, for 64 days each year for a total of 30 years.

~Colorado Department of Public Health and the Environment (CDPHE) standards based on Colorado surface water quality classifications and Reg. 31 and 34.

Note: 2002 - 2014 data is River Watch data from the Animas River at the fish hatchery in Durango, CO. 2015-17 data is Mountain Studies Institute data from the Animas River at Rotary Park in Durango, CO

Dissolved Copper, Animas River at Durango, CO: 2002-2017

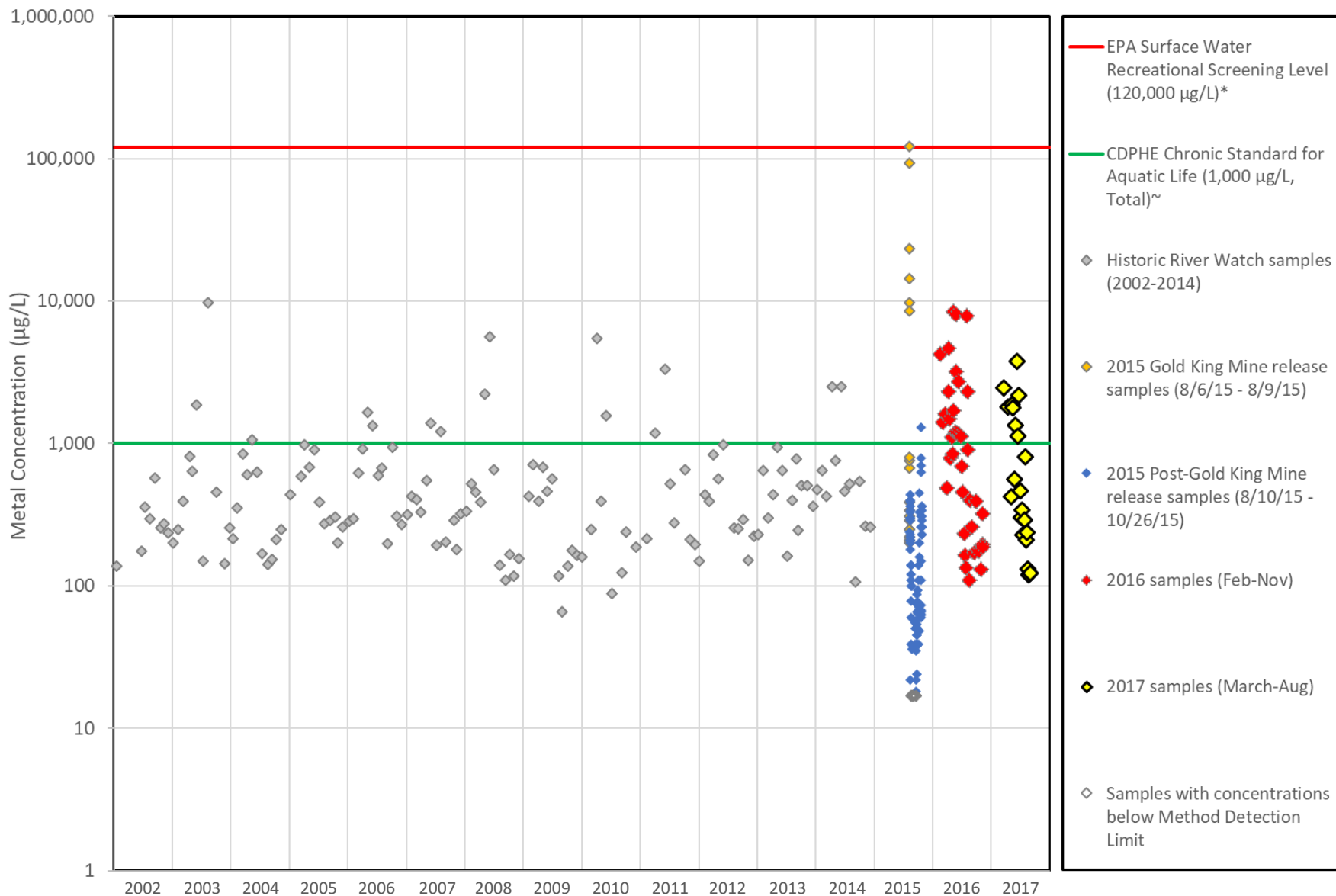


* The recreational screening level represents the level at which no adverse health effects are expected to occur in humans consuming 2L of water per day, from the Animas, orally, for 64 days each year for a total of 30 years.

~Colorado Department of Public Health and the Environment (CDPHE) standards based on Colorado surface water quality classifications and Reg. 31 and 34. Standards vary with water hardness and are plotted here using an average water hardness of the Animas River at this location, 208 mg/L.

Note: 2002 - 2014 data is River Watch data from the Animas River at the fish hatchery in Durango, CO. 2015-17 data is Mountain Studies Institute data from the Animas River at Rotary Park in Durango, CO

Total Iron, Animas River at Durango, CO: 2002-2017

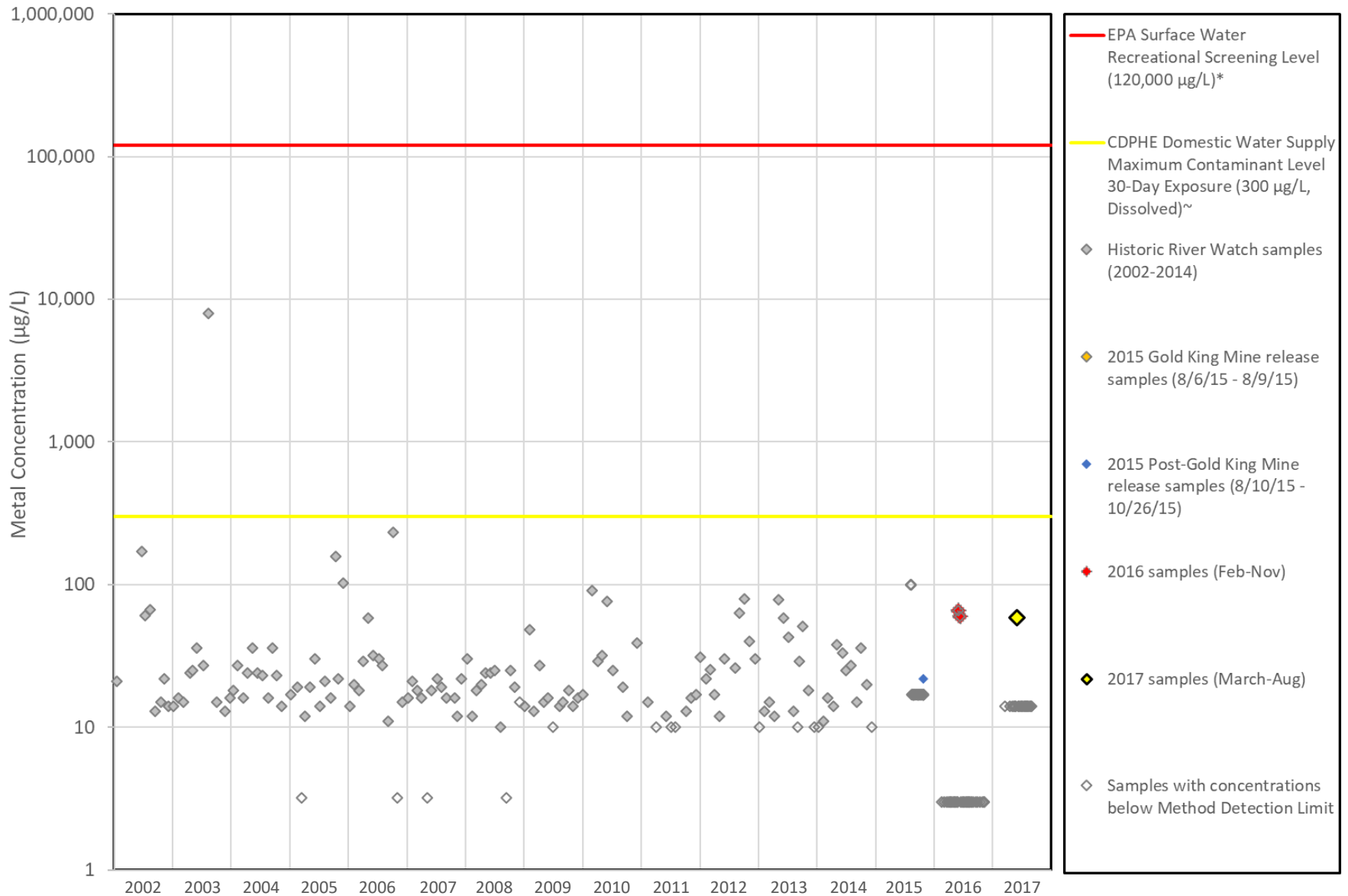


* The recreational screening level represents the level at which no adverse health effects are expected to occur in humans consuming 2L of water per day, from the Animas, orally, for 64 days each year for a total of 30 years.

~Colorado Department of Public Health and the Environment (CDPHE) standards based on Colorado surface water quality classifications and Reg. 31 and 34.

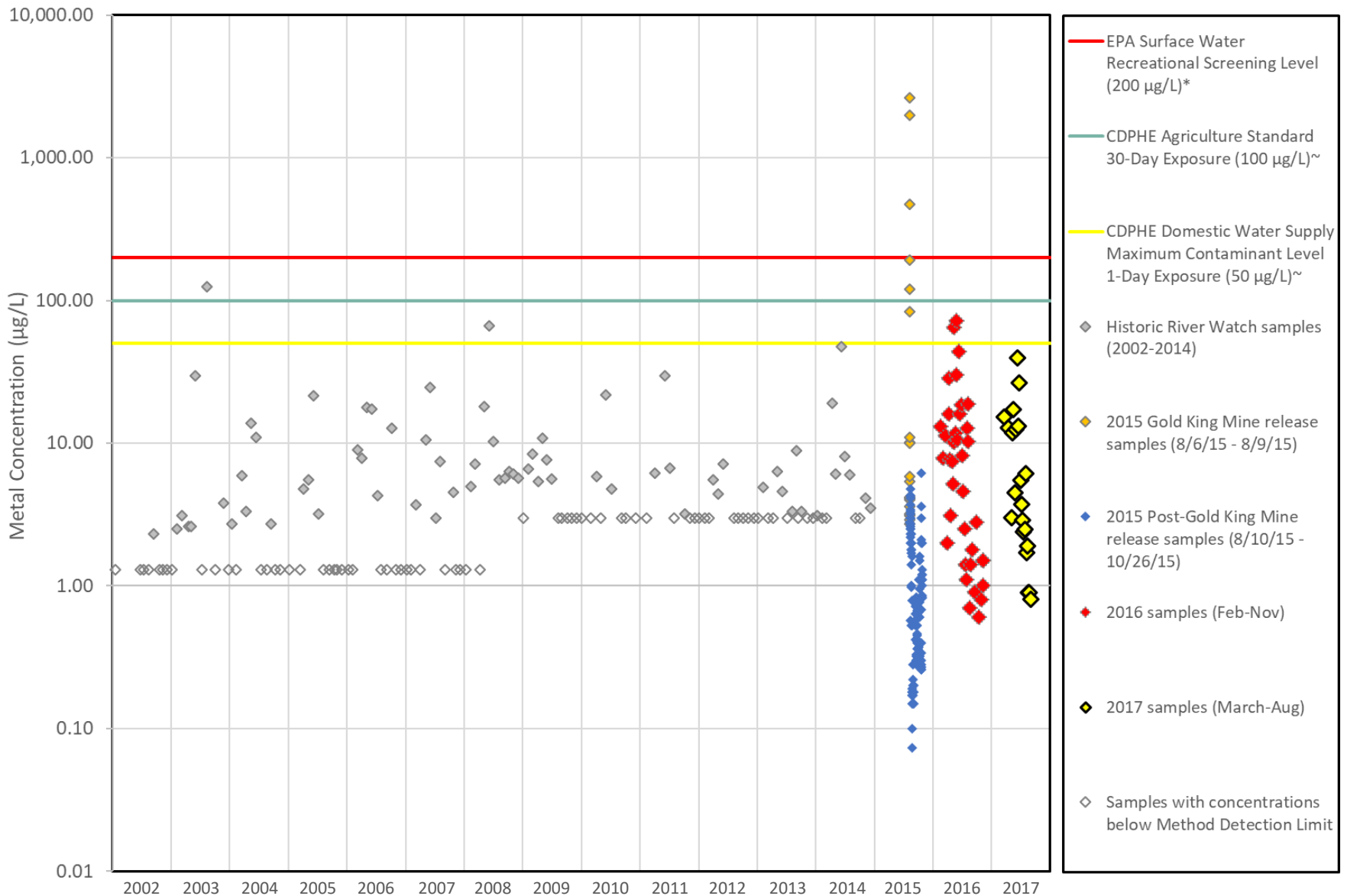
Note: 2002 - 2014 data is River Watch data from the Animas River at the fish hatchery in Durango, CO. 2015-17 data is Mountain Studies Institute data from the Animas River at Rotary Park in Durango, CO

Dissolved Iron, Animas River at Durango, CO: 2002-2017



* The recreational screening level represents the level at which no adverse health effects are expected to occur in humans consuming 2L of water per day, from the Animas, orally, for 64 days each year for a total of 30 years.
 ~Colorado Department of Public Health and the Environment (CDPHE) standards based on Colorado surface water quality classifications and Reg. 31 and 34.
 Note: 2002 - 2014 data is River Watch data from the Animas River at the fish hatchery in Durango, CO. 2015-17 data is Mountain Studies Institute data from the Animas River at Rotary Park in Durango, CO

Total Lead, Animas River at Durango, CO: 2002-2017

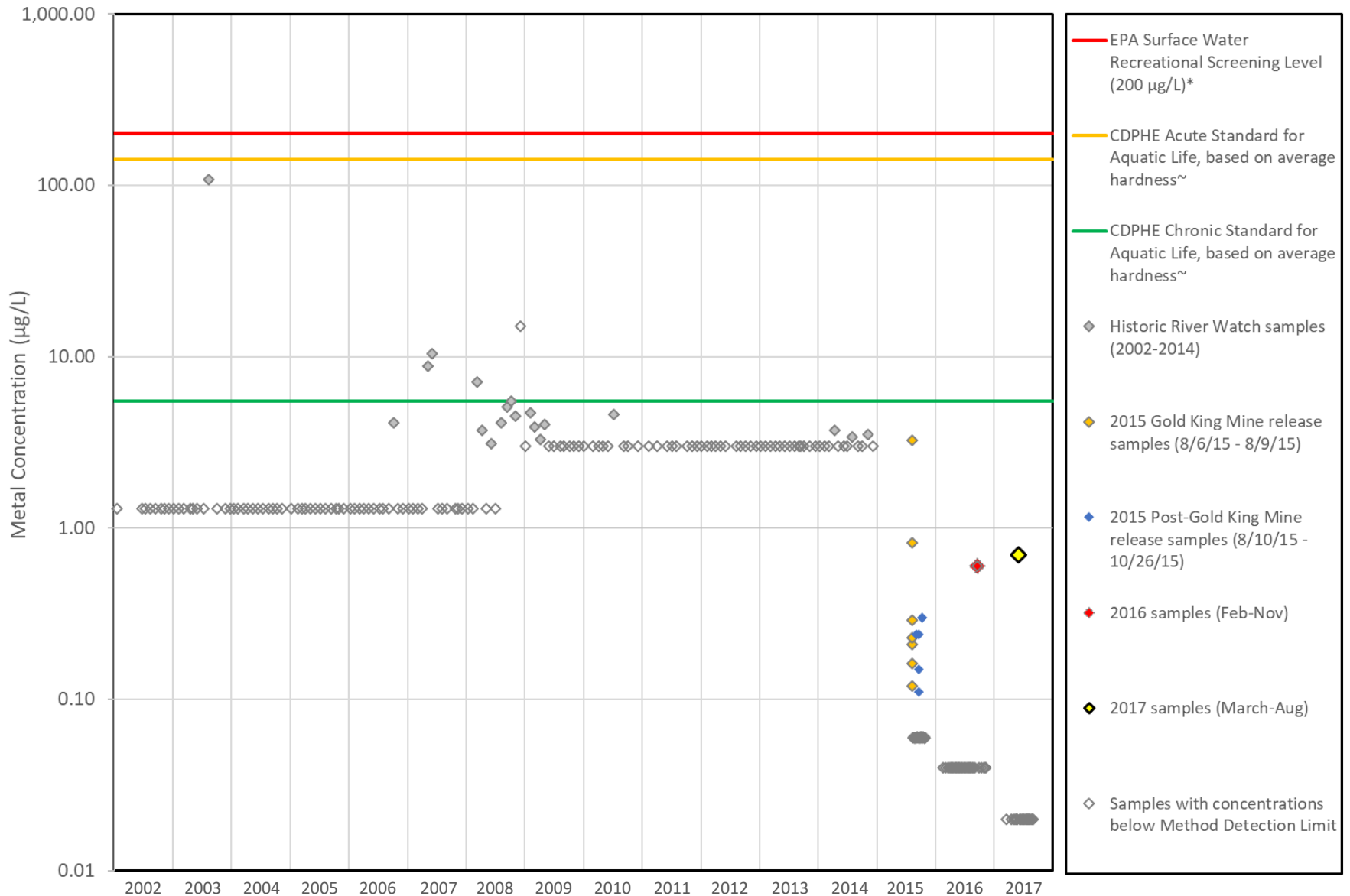


* The recreational screening level represents the level at which no adverse health effects are expected to occur in humans consuming 2L of water per day, from the Animas, orally, for 64 days each year for a total of 30 years.

~Colorado Department of Public Health and the Environment (CDPHE) standards based on Colorado surface water quality classifications and Reg. 31 and 34.

Note: 2002 - 2014 data is River Watch data from the Animas River at the fish hatchery in Durango, CO. 2015-17 data is Mountain Studies Institute data from the Animas River at Rotary Park in Durango, CO

Dissolved Lead, Animas River at Durango, CO: 2002-2017

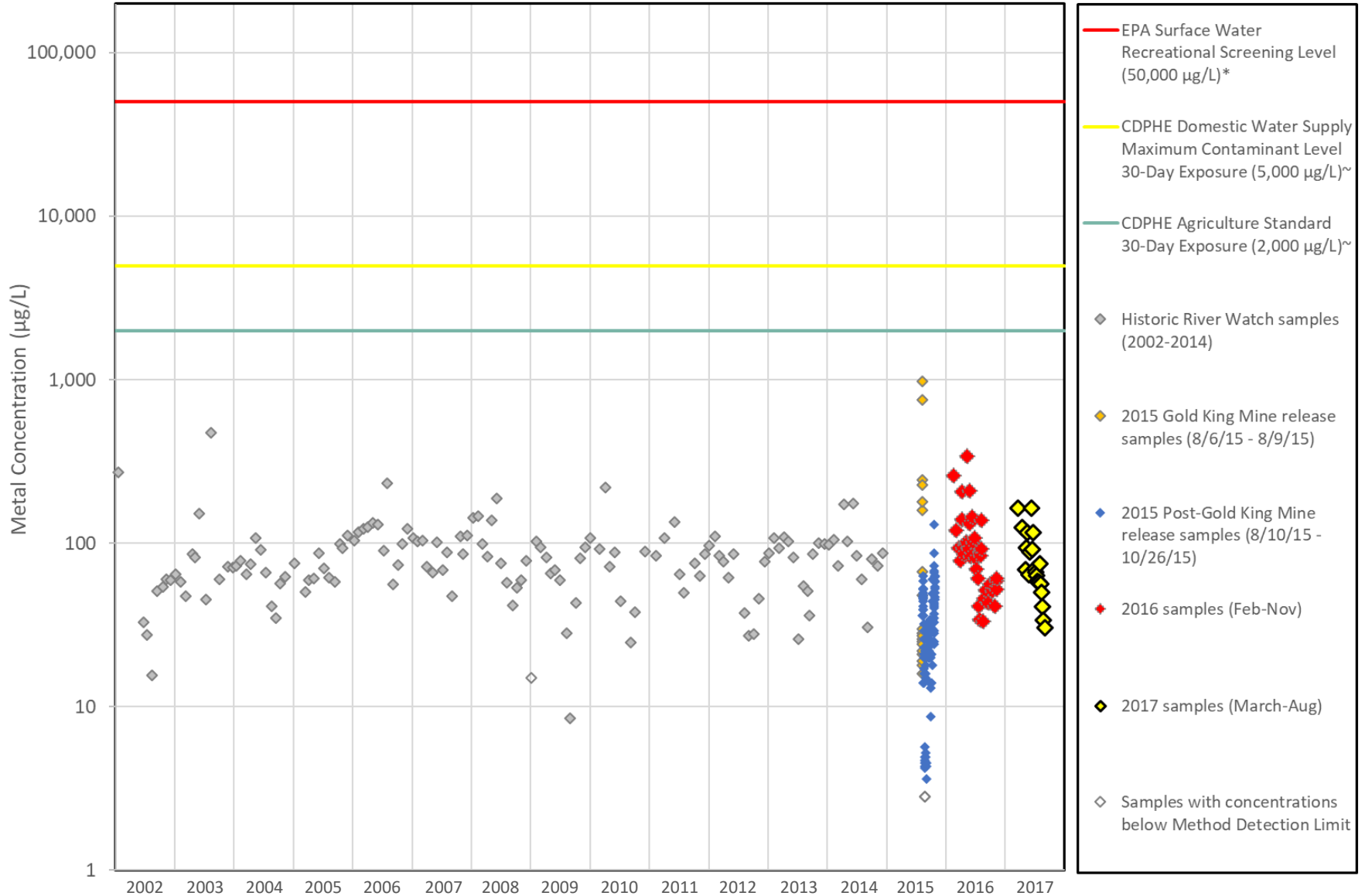


* The recreational screening level represents the level at which no adverse health effects are expected to occur in humans consuming 2L of water per day, from the Animas, orally, for 64 days each year for a total of 30 years.

~Colorado Department of Public Health and the Environment (CDPHE) standards based on Colorado surface water quality classifications and Reg. 31 and 34. Standards vary with water hardness and are plotted here using an average water hardness of the Animas River at this location, 208 mg/L.

Note: 2002 - 2014 data is River Watch data from the Animas River at the fish hatchery in Durango, CO. 2015-17 data is Mountain Studies Institute data from the Animas River at Rotary Park in Durango, CO

Total Zinc, Animas River at Durango, CO: 2002-2017

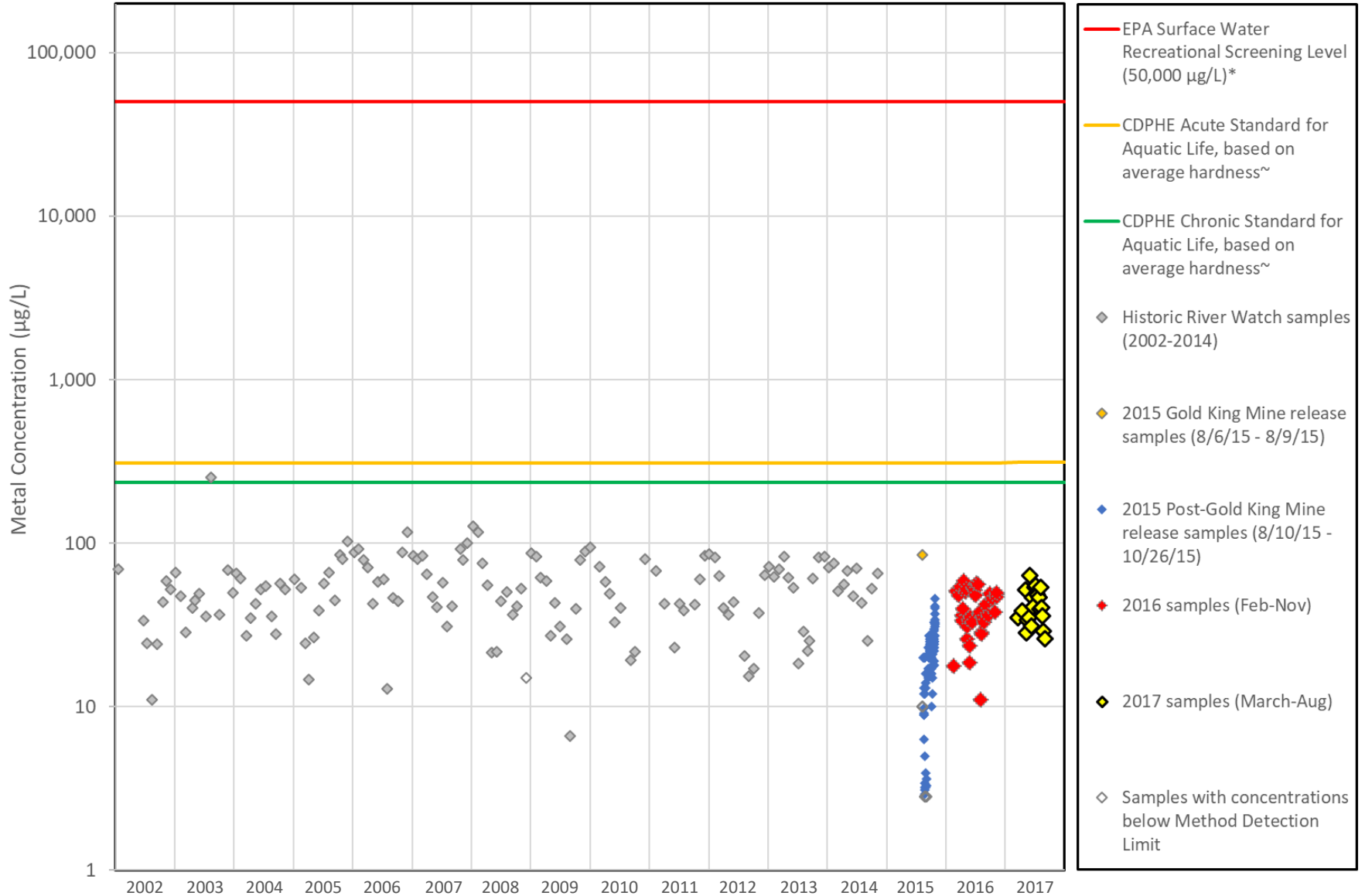


* The recreational screening level represents the level at which no adverse health effects are expected to occur in humans consuming 2L of water per day, from the Animas, orally, for 64 days each year for a total of 30 years.

~Colorado Department of Public Health and the Environment (CDPHE) standards based on Colorado surface water quality classifications and Reg. 31 and 34.

Note: 2002 - 2014 data is River Watch data from the Animas River at the fish hatchery in Durango, CO. 2015-17 data is Mountain Studies Institute data from the Animas River at Rotary Park in Durango, CO

Dissolved Zinc, Animas River at Durango, CO: 2002-2017



* The recreational screening level represents the level at which no adverse health effects are expected to occur in humans consuming 2L of water per day, from the Animas, orally, for 64 days each year for a total of 30 years.

~Colorado Department of Public Health and the Environment (CDPHE) standards based on Colorado surface water quality classifications and Reg. 31 and 34. Standards vary with water hardness and are plotted here using an average water hardness of the Animas River at this location, 208 mg/L.

Note: 2002 - 2014 data is River Watch data from the Animas River at the fish hatchery in Durango, CO. 2015-17 data is Mountain Studies Institute data from the Animas River at Rotary Park in Durango, CO